


THE GOOD NEWS ¹



Jesus said:

The word 'GOSPEL' means



THE QUALIFICATIONS OF AN APOSTLE:

A large empty rectangular box provided for writing the qualifications of an apostle.

Pentecost

At the feast of Pentecost, Peter spoke to people who had travelled from many different countries. These were . . .


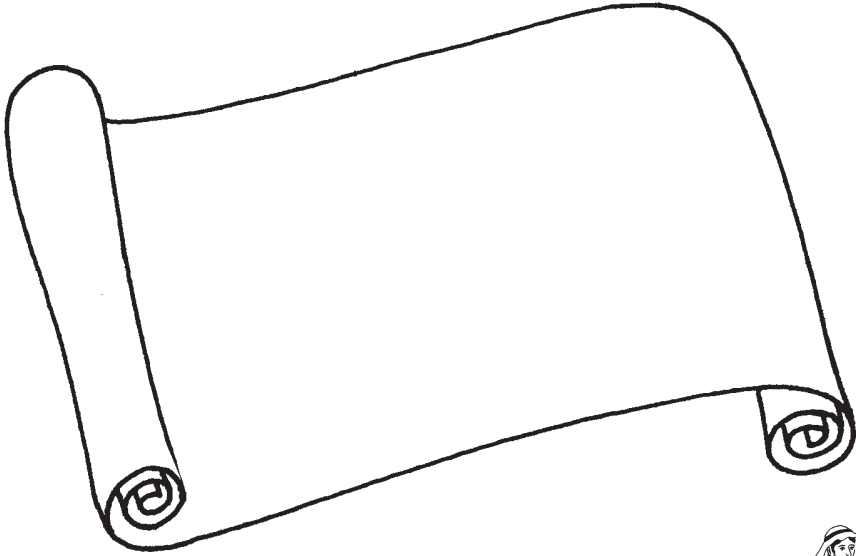
J	M	S	O	T	U	M	V	M	O	O	P
E	L	A	M	I	T	E	S	E	G	R	M
C	R	E	T	E	S	S	O	D	E	P	A
A	P	D	M	A	I	O	Q	E	O	I	S
R	A	O	V	I	E	P	J	S	C	W	T
A	R	X	Z	G	A	O	U	O	Y	B	I
B	T	E	G	Y	P	T	D	G	R	H	P
I	H	C	D	R	E	A	E	F	E	O	L
A	I	L	Y	H	P	M	A	P	N	I	I
N	A	K	L	P	M	I	N	T	E	O	B
S	N	Q	A	S	I	A	U	R	S	T	Y
U	S	C	V	A	W	S	X	B	Y	H	A




ANANIAS and SAPPHIRA



Philip Baptises the Ethiopian Eunuch ³



SAUL IS CONVERTED



Cornelius





Paul's companions on this journey were:

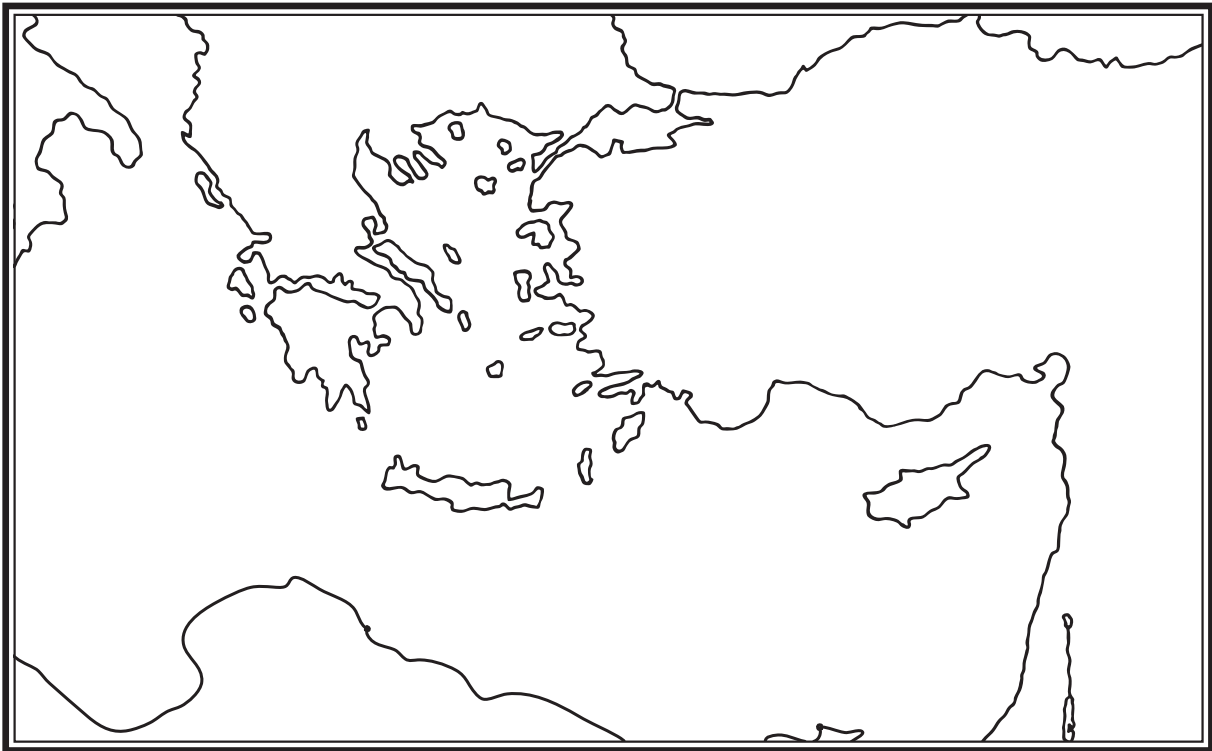
At Antioch in Pisidia ...

AT LYSTRA . .

--

--

6 PAUL'S SECOND JOURNEY




Paul's companions on this journey were:

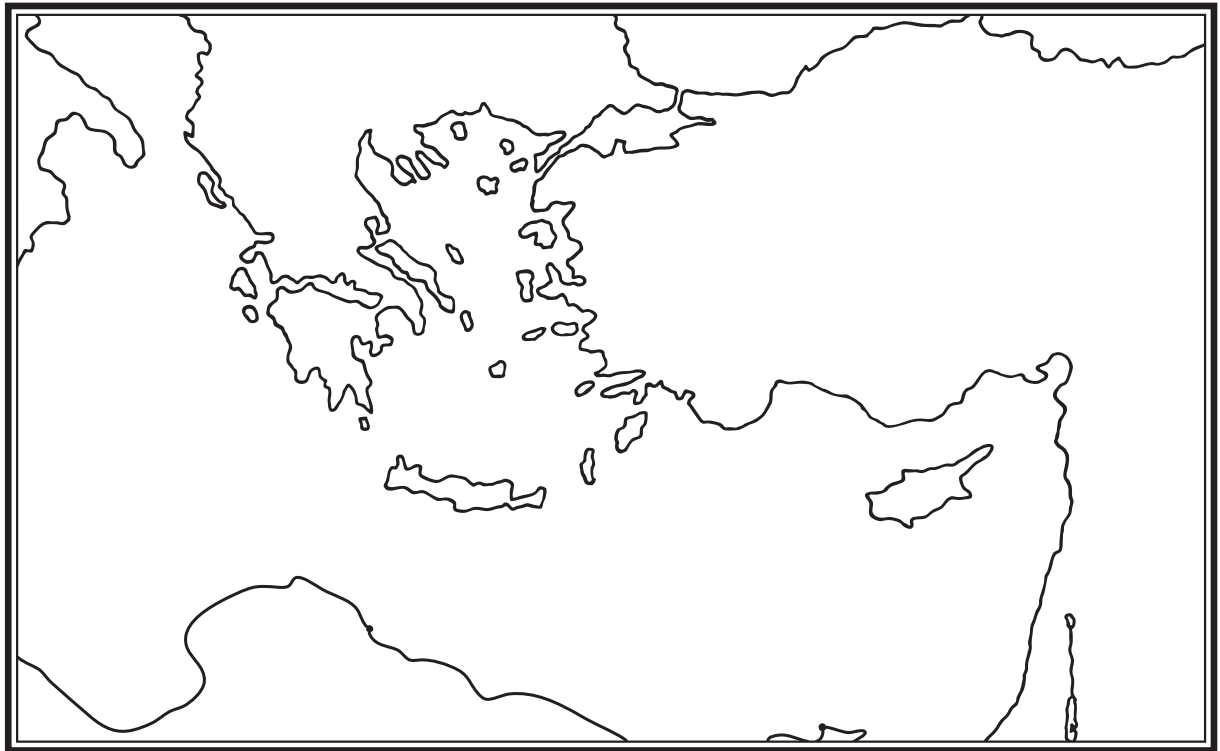
PAUL AND SILAS IN PRISON

The keeper asked ...


Paul and Silas answered...



Paul's Third Journey ⁷



Paul at



The Memorial Meeting

CHRISTADELPHIAN SUNDAY SCHOOL ASSOCIATION INSTRUCTIONS - JUNIOR PROJECT - DIVISION 11-12

The junior project for divisions 11-12 is designed to lead you toward the intermediate project in which you are encouraged to do some Bible marking. The project pages are in a loose leaf form to assist in working on each page. We want you to start developing the basic skills for personal Bible Study.

Some of these things are:

- The ability to write neatly in smaller print and in straight lines.
- The use of maps and colouring to highlight certain information.
- The ability to summarise concisely a scriptural subject or topic.
- The preparation of information in table form.
- The importance of providing the book, chapter and verse for a quote you may use.

While you are planning your project, keep in mind the following:

- Make sure you follow the instructions exactly and do all that is asked.
- There are no marks given for work done on the cover.
- There are no marks for work on extra pages or on flaps attached to the page. Work is not to be done on the back of the project sheets.
- Collage work is not generally expected on the project pages, however, if you want to you may do so.

All the information requested can be found within the lesson notes. You should find enclosed in the project folder one double-sided instruction sheet and seven project pages.

On completing your project remember the following:

- Place each page in order into the project folder. There should be seven pages in all.
- Do not place your name on any part of your work.
- Hand in your project folder by the **16th JULY 2017** to your Sunday School Secretary or Superintendent.

Parents please remember:

- Your children look for and need your support, encouragement and ideas when working on their projects, but the actual work on each page must be the child's own work.
- The booklet 'Guidelines to Good Projects' is available on the website for download

Page 1	The Good News	Lesson 1	Acts 1
--------	---------------	----------	--------

1. Look up Acts 1:8 and write this quote under the heading "Jesus said...".
2. Show on the map where the Truth spread.
3. Explain what the word "Gospel" means. See your lesson book.
4. On the scroll neatly write the wonderful message of hope that the angels had for the apostles (Acts 1:11).
5. At the bottom of the page, write the qualifications of an apostle (see your lesson book).

A. Pentecost

Lesson 2

Acts 2

1. Colour the picture of Peter speaking to the crowds on the Day of Pentecost. Add more people to the crowd.....
2. In the word puzzle you will find the names of 16 countries or nationalities of those who were gathered for Pentecost. These names are found in Acts 2:9-11 (KJV). They may be the right way around, upside down, back to front or diagonal in the puzzle. List them underneath the heading.....
3. On page 17 in your lesson book there are two questions about the Holy Spirit:
 - (a) What is the Holy Spirit?
 - (b) What has God provided for us today instead of the gifts of the Holy Spirit?
 Find the answers from your lesson book and write them in the box provided.....

B. Ananias and Sapphira

Lesson 4

Acts 5:1-11

1. Colour in the picture.
2. Answer the following questions in the space provided:
 - (a) What did Ananias and Sapphira do that was wrong?.....
 - (b) Tell how Ananias and Sapphira were punished.....
 - (c) What lesson do we learn from this story?.....

A. Philip Baptises the Ethiopian Eunuch

Lesson 6

Acts 8:26-40

1. Help Philip find the Ethiopian Eunuch and you will learn what part of the scriptures he was reading from.
2. In the scroll provided, write out the words of verse 7 of the chapter you find in the maze. Don't forget to include where the quotation is found in the Bible.....
3. Underneath the scroll explain to whom the prophet was referring. See your lesson book.

B. Saul is Converted

Lesson 7

Acts 9:1-22; 26:4-20

1. In the space provided write what the Lord told Ananias about Saul and the work he had been chosen to do. (See Acts 9:15-16. Don't forget to include the quote.).....
2. Show Saul on the road to Damascus.
3. Complete the crossword. (Please note the words are taken from the King James Version.)

Crossword Clues

Acts 9

Across

- | | |
|--|-----|
| 4. Jesus said, Saul, Saul why thou me ? | v4 |
| 6. The Lord said unto him | v11 |
| 7. Saul did not.....or drink for three days. | v9 |
| 9. Jesus chose Saul to "bear my name before the" | v15 |
| 13. Saul was from..... | v11 |
| 14. Saul was "breathing out threatenings and" | v1 |
| 15. "As he....., he came near Damascus | v3 |

Down

- | | |
|---|--------|
| 1. Saul went to the High Priest to obtain to take to Damascus | v1-2 |
| 2. Saul was planning to bring the believers bound to | v2 |
| 3. Judas lived on a called Straight | v11 |
| 5. The name of the street where Ananias was sent. | v11 |
| 8. He baptised Saul. | v17-18 |
| 10. Saul Christ in the synagogue after his conversion. | v20 |
| 11. Who appeared to Saul on the way to Damascus? | v17 |
| 12. Ananias was told to go to the of Judas | v11 |

1. At the top of the page show what Peter saw in the vision.
2. Write out the words which he heard from heaven in Acts 10:13. (Don't forget to write the Bible reference.)
3. Beside the picture of Peter arriving at Cornelius' house, write out the words which show what Peter learned (see Acts 10:28,34-35).
4. Explain what we must do to be saved. You may wish to include a diagram to illustrate your answer.

1. Complete the title at the top of the page - Paul's First Journey.
2. Mark on the map where Paul went on his first journey. The maps in the back of your lesson notes will help you sort out the three journeys.
3. Note who went with him.
4. On this journey we see how Paul became known as "the Apostle to the Gentiles". Write out the words he boldly spoke against the Jews at Antioch in Pisidia (Acts 13:46). (Don't forget to say where it comes from.)
5. In the first box summarise what happened while Paul was at Lystra.
6. In the second box illustrate a scene from Lystra.

1. Mark on the map where Paul went on his second journey.
2. Note who went with him.
3. Complete the crossword using the clues below.

- | | |
|---|------------------|
| 1. Paul saw a vision of a man from | Acts 16:9 |
| 2. The city with the altar to the unknown God | Acts 17:16,23 |
| 3. The city Aquila and Priscilla sailed to | Acts 18:18-19 |
| 4. The people from this city "were more noble than those of Thessalonica" | Acts 17:10-11 |
| 5. The home town of Crispus | Acts 18:1,8 |
| 6. The city where Paul and Silas were in jail | Acts 16:12,23-24 |
| 7. The city where Lydia originally came from | Acts 16:14 |

4. Under the heading 'Paul and Silas in Prison' complete the sentences. (Don't forget to say where it comes from.)
5. At the bottom of the page draw Paul and Silas in prison.

1. Mark on the map where Paul went on his third journey.
2. In the space under the map describe one incident that happened on Paul's Third Journey. (Don't forget to write the Bible reference.)
3. On the right hand side of the page is a jumble of letters for you to sort out to find the name of someone Paul met on this journey. Write this name under this jumble of letters.
4. In the box at the bottom of the page, answer why baptised believers come together each week to eat bread and drink wine.

*** Check you have done all that is asked ***
--